

Résultats de la compétition
Régionaux
Dreux
8 et 9 mars 2014

1. MASCULIN NIVEAU5 11 + . SA_DA (individuels)

1.1. Résultats par équipes

	Equipe	Club							Total
1	Rungis 2	94--Rungis	30.1	25.3	31.1	28.4	30.8	29.5	175.2
2	Houilles 1	78--Avant-Garde de Houilles	29.7	25.6	30.4	27.0	31.0	29.5	173.2
3	Chatou 3	78--Chatou DynaGym	31.2	22.4	29.2	29.6	29.8	28.9	171.1
4	Chatou 1	78--Chatou DynaGym	27.9	21.4	27.3	27.9	27.9	28.0	160.4
5	Rungis 1	94--Rungis	20.5	18.8	28.3	23.8	26.5	25.7	143.6

1.2. Résultats individuels








	Gymnaste	Equipe	Anne e							Total
1	NUMES Adrien	Rungis 2	1998	7.9	5.8	7.9	7.4	7.9	7.6	44.5
2	VARLET Sébastien	Houilles 1	1996	7.6	6.2	8.0	6.9	8.3	7.4	44.4
3	VAUGON Arnaud	Chatou 3	2001	7.7	6.5	6.8	7.7	7.9	7.1	43.7
4	ORANGE Quentin	Chatou 1	1991	7.1	6.5	7.2	7.4	7.6	7.6	43.4
5	LEGUYARDER Vincent	Rungis 2	1998	7.4	6.5	7.8	6.8	8.3	6.4	43.2
6	TETEDOIE Romain	Houilles 1	1998	7.6	6.5	7.2	6.9	7.6	7.1	42.9
7	PIGNARD Nicolas	Houilles 1	1999	6.9	6.6	7.3	6.5	7.8	7.5	42.6
8	URBAIN Gabriel	Chatou 3	2001	8.2	5.0	7.6	7.0	7.7	6.9	42.4
9	MEZIERE Tanguy	Rungis 2	1998	7.4	6.4	7.2	6.9	7.2	7.2	42.3
10	CAUCHI CARON Titouan	Houilles 1	1998	7.6	6.3	7.8	6.7	6.4	7.2	42.0
11	BENDJABALLAH Mohamed	Chatou 3	1999	7.9	5.7	6.3	7.2	6.6	7.5	41.2
12	DUFRENEY Victor	Chatou 3	1999	7.4	5.2	6.9	7.2	7.4	6.9	41.0
13	BATTIN Jordan	Rungis 2	1998	7.4	5.0	7.6	7.3	7.2	5.9	40.4
14	URBAIN Alexandre	Chatou 3	1998	7.4	4.2	7.2	7.5	6.8	7.2	40.3
15	CLEMENT Thibault	Chatou 3	2000	7.3	4.8	7.5	6.6	6.6	7.1	39.9
16	RON SIN Mickael	Chatou 1	1978	7.1	5.9	6.8	6.7	6.5	6.8	39.8
17	PALU BERGEROU Alexandre	Rungis 2	1998	6.6	5.7	6.7	6.7	6.7	6.9	39.3
18	LEGUYARDER Nicky	Rungis 1	1963	4.4	5.5	7.9	6.5	7.1	7.0	38.4
19	KOCH-MATHIAN Noé	Houilles 1	1996	6.5	5.7	6.8	4.1	7.3	7.4	37.8
	RUIZ Mattieu	Houilles 1	1994	5.8	5.3	7.3	5.9	7.2	6.3	37.8
	DUROYON Marin	Chatou 1	2000	6.9	4.6	6.6	6.7	6.3	6.7	37.8
	MONY Emilien	Chatou 1	1997	6.8	3.3	6.5	7.0	7.5	6.7	37.8
23	DE MARCILLAC Victor	Chatou 1	1999	6.7	4.4	6.7	6.8	5.4	6.9	36.9
24	FRANCOIS James	Rungis 1	1968	6.0	4.4	6.2	5.1	6.6	6.5	34.8
25	DELETANG Rayan	Rungis 1	2000	4.2	4.5	6.9	5.7	6.3	6.3	33.9
26	LOFTI Wassime	Chatou 1	2002	6.6	3.4	4.6	6.7	3.9	6.5	31.7
27	LOFTI Elias *	Chatou 2	1998	5.7	2.3	5.5	6.4	4.7	6.3	30.9
28	GAZEAU Thomas	Rungis 2	1998	0.0	6.6	7.8	0.0	7.4	7.8	29.6
29	BAHON Emmanuel	Rungis 1	1958	5.5	4.4	7.3	5.3	6.5	0.0	29.0
30	MESSEANT David	Rungis 1	1976	4.6	3.9	5.3	6.3	0.0	5.9	26.0
31	NOMINE Vincent	Rungis 1	1976	0.0	0.0	0.0	0.0	0.0	0.0	0.0

2. MASCULIN NIVEAU6 11 + . SA_DA (individuels)

2.1. Résultats par équipes

	Equipe	Club								Total

2.2. Résultats individuels

	Gymnaste	Equipe	Anne e								Total
1	IZZI Marlon *	Villecresnes 1 (indiv) (indiv)	1998	6.7	5.1	6.1	5.5	6.6	7.0	37.0	

3. MASCULIN NIVEAU6 9-14 ans . SA_DA (individuels)

3.1. Résultats par équipes

	Equipe	Club							Total
1	Chilly Morangis	91--Cgmc	28.6	25.3	29.4	25.9	29.2	28.6	167.0
2	Athis Mons	91--Uso Athis Mons	30.1	25.4	28.7	24.4	28.5	29.1	166.2
3	Dreux	28--Esperance drouaise	28.6	24.5	29.2	23.1	28.1	27.6	161.1
4	Beauchamp	95--Arabesque gymnique Beauchamp	28.5	24.2	27.1	23.9	26.9	28.2	158.8
	Bray	77--Club sportif braytois	28.4	24.9	26.6	25.1	25.8	28.0	158.8
6	Cerny	91--Gymnastique sportive de cerny	29.3	21.4	28.8	23.9	27.8	27.1	158.3
7	Charenton	94--Envol Gym	27.9	23.0	28.9	23.0	26.7	27.9	157.4
8	Gargenville	78--Espérance de gargenville	28.4	22.6	27.3	23.1	26.3	28.7	156.4
9	Ecuelles	77--Adsce gym	27.3	23.5	28.5	22.5	25.2	27.9	154.9
10	Villecresnes	94--Etoile	27.0	20.7	24.9	23.3	27.5	28.9	152.3
11	Les Clayes	78--Usmclayes sous bois gymnastique artistique	28.4	21.8	25.6	21.5	25.3	28.2	150.8
12	Vaureal 2	95--Egv	26.9	23.4	26.1	17.5	24.1	27.7	145.7
13	Vaureal 1	95--Egv	26.1	20.0	25.9	17.0	23.0	26.5	138.5







3.2. Résultats individuels

	Gymnaste	Equipe	Année							Total
1	BAILLY Simon	Chilly Morangis	2001	7.7	6.5	7.4	7.3	7.5	7.5	43.9
2	SORIN Gary	Chilly Morangis	2004	7.5	6.7	7.5	7.1	7.2	7.0	43.0
3	GUITTON Gabriel	Cerny	2003	7.7	6.9	7.5	6.3	7.2	7.2	42.8
4	MOLLE Mattéo	Athis Mons	2003	7.6	6.6	6.8	5.9	7.5	7.6	42.0
5	NGUYEN Mathieu	Cerny	2004	7.6	6.4	7.6	6.5	7.1	6.7	41.9
	BENAMMAR Etham	Athis Mons	2001	7.4	6.4	7.5	6.4	7.1	7.1	41.9
7	BRAETS Lois	Bray	2001	6.9	6.5	7.6	6.1	7.4	7.3	41.8
8	DERBOIS Nicolas	Villecresnes	2002	7.3	6.3	7.3	6.1	7.5	7.2	41.7
9	VOISENET Erwan	Vaureal 2	2003	7.3	6.6	6.8	6.2	7.1	7.4	41.4
10	CARADEUC Théo	Dreux	2003	7.4	6.3	7.3	6.0	7.3	7.0	41.3
11	DORSCHNER Guillaume	Charenton	2001	7.2	6.2	7.5	6.2	6.9	7.2	41.2
12	DELINCHANT Gael	Ecuelles	2001	7.2	6.0	7.6	6.2	6.7	7.4	41.1
13	BRONDIN Arthur	Beauchamp	2002	7.0	6.4	7.2	6.1	7.1	7.1	40.9
	GARNIER Gabin	Villecresnes	2003	7.0	6.5	6.8	6.3	7.0	7.3	40.9
15	ALLEK Idris	Athis Mons	2001	7.5	6.6	6.8	6.2	6.8	6.8	40.7
	LENGLART Hugo	Dreux	2001	6.8	6.1	7.7	5.7	7.1	7.3	40.7
	COMUGNARO PLANTARD Jean	Charenton	2004	7.1	6.2	7.3	5.6	7.3	7.2	40.7
18	SOSTAPONTI Sacha	Athis Mons	2003	7.4	5.8	7.4	5.9	6.5	7.6	40.6
	GERMAIN Ryan	Chilly Morangis	2004	7.0	6.2	7.1	5.7	7.5	7.1	40.6
20	GUILLOU Hugo	Bray	2003	7.3	6.1	7.0	6.7	6.4	7.0	40.5
21	JEANTY Fabien	Bray	2002	7.3	6.1	6.2	6.9	6.5	7.0	40.0
22	DIGNIMONT Alexandre	Gargenville	2000	6.8	6.4	7.1	5.8	6.2	7.6	39.9
23	JAMES Boazi	Dreux	2004	7.4	6.3	7.2	6.2	6.9	5.8	39.8
	MARTINET Pierre	Vaureal 2	2001	6.9	6.6	6.7	5.9	7.0	6.7	39.8


25	BARTHEL Yann	Ecuelles	2002	6.9	6.1	6.9	6.0	6.6	6.9	39.4
26	DELBOSC Julien	Les Clayes	2002	7.3	6.3	6.5	5.3	6.5	7.4	39.3
27	MEKKI Sami	Athis Mons	2004	7.6	5.5	7.0	5.4	7.1	6.6	39.2
28	CORENTHIN Marvin	Chilly Morangis	2004	6.4	5.9	6.8	5.8	7.0	7.0	38.9
29	RENAULT Loris	Dreux	2004	7.0	5.8	7.0	5.2	6.8	6.9	38.7
	ALLIO Gregory	Gargenville	2004	7.4	5.1	6.7	5.4	7.0	7.1	38.7
31	MATHON Matheo	Vaureal 1	2002	6.9	5.8	6.7	5.2	6.7	7.0	38.3
32	LAM Flavien	Vaureal 1	2003	6.6	5.7	6.6	6.1	6.1	7.1	38.2
33	BOSSERELLE Titouan	Cerny	2002	7.0	5.2	6.8	5.2	7.0	6.9	38.1
34	BOUDOU Ethan	Beauchamp	2003	7.3	5.8	6.1	5.9	5.8	7.1	38.0
	COMBES Baptiste	Gargenville	2001	6.9	4.3	6.9	6.3	6.5	7.1	38.0
36	HAMMACHE Lilian	Beauchamp	2003	7.0	5.8	6.4	5.8	6.4	6.5	37.9
37	IZZI Ethan	Villecresnes	2001	6.7	4.0	7.3	5.9	6.7	7.0	37.6
38	PARENT Gwendal	Les Clayes	2002	6.7	5.6	6.2	5.8	6.0	7.1	37.4
39	HAMEL MONCHOT Gauthier	Vaureal 1	2002	6.4	5.5	6.6	5.7	6.4	6.6	37.2
40	KALARDASHTI Maxime	Charenton	2001	6.7	5.0	7.1	5.2	6.3	6.6	36.9
41	JACCOU Adam	Les Clayes	2003	6.8	4.4	6.6	5.4	6.6	6.9	36.7
	BENSIMON Roni	Charenton	2001	6.6	5.6	7.0	5.4	5.2	6.9	36.7
43	GONDARD Theo	Dreux	2000	6.6	5.5	6.3	5.2	6.6	6.4	36.6
	KALARDASHTI Thomas	Charenton	2001	6.7	5.0	6.6	5.6	6.2	6.5	36.6
45	TALEM Pierre	Beauchamp	2003	6.1	5.8	6.3	5.3	6.2	6.6	36.3
46	BOIDRON Antoine	Beauchamp	2003	5.8	4.2	6.8	6.1	6.4	6.9	36.2
47	LACKNER Marius	Gargenville	2003	6.3	4.6	6.6	5.5	6.1	6.7	35.8
48	LUNNEY Noah *	Orsay 1 (indiv) (indiv)	2004	7.4	5.7	5.5	5.1	6.1	5.9	35.7
49	JOUBGEL Kyran	Vaureal 2	2004	7.0	4.6	6.1	5.4	5.0	6.8	34.9
50	LE JAN Owen	Gargenville	2004	6.8	5.6	5.1	5.4	5.9	6.0	34.8
51	PINSON Maxime	Ecuelles	2003	6.2	4.0	6.8	5.7	5.4	6.6	34.7
52	MISSAGGIA Enzo	Bray	2003	6.9	6.2	5.8	4.2	5.3	6.2	34.6
53	MOUISSET FERRARA Ilyann	Charenton	2003	6.9	4.5	6.2	5.6	5.4	5.7	34.3
54	LE MOELLE Evan	Beauchamp	2003	7.2	6.2	6.7	0.0	7.0	7.1	34.2
55	BOILVIN Baptiste	Cerny	2003	6.2	2.3	6.9	5.9	6.5	6.3	34.1
56	MARQUES Killian	Les Clayes	2004	7.2	3.5	5.6	5.0	5.7	6.2	33.2
57	MEUNIER Ambroise	Bray	2003	6.8	4.2	4.5	5.4	5.5	6.7	33.1
58	GLOMERON Félix	Ecuelles	2003	7.0	5.8	7.2	0.0	5.7	7.0	32.7
59	MICHON Arnaud	Villecresnes	2001	6.0	3.9	3.5	5.0	6.3	7.4	32.1
60	ELIASZ Lorenzo	Les Clayes	2004	7.1	5.5	6.3	0.0	6.2	6.8	31.9
61	DA COSTA Alexandre	Gargenville	2002	7.3	5.5	0.0	5.5	6.6	6.9	31.8
62	BARTOL Fabien	Chilly Morangis	2002	6.4	4.8	7.4	0.0	6.2	6.9	31.7
63	PETIT Timothée	Ecuelles	2003	6.0	3.2	6.5	4.6	5.1	5.7	31.1
64	MDHAFFAR Amin	Vaureal 2	2003	5.7	5.6	6.5	0.0	5.0	6.8	29.6
65	METAIS Damien	Vaureal 1	2003	6.2	3.0	6.0	0.0	3.8	5.8	24.8
66	HARANG Kylian	Cerny	2004	7.0	2.9	0.0	4.6	5.5	0.0	20.0
67	DUCREUX Alexandre	Ecuelles	2001	0.0	5.6	0.0	0.0	6.2	6.4	18.2
68	BOILLLOT Adrien	Cerny	2002	0.0	0.0	0.0	0.0	0.0	0.0	0.0
	VICTOR Romain	Athis Mons	2003	0.0	0.0	0.0	0.0	0.0	0.0	0.0
	TERKI Elies	Chilly Morangis	2002	0.0	0.0	0.0	0.0	0.0	0.0	0.0
	JAGER Maxence	Vaureal 2	2004	0.0	0.0	0.0	0.0	0.0	0.0	0.0
	MORINAT Samuel	Villecresnes	2001	0.0	0.0	0.0	0.0	0.0	0.0	0.0

4. MASCULIN NIVEAU5 7-10 ans . SA_DA (individuels)

4.1. Résultats par équipes





	Equipe	Club							Total
1	Andrésy	78--Andrésy	28.3	20.5	26.8	25.4	30.4	27.1	158.5
2	Rungis	94--Rungis	26.7	17.9	26.6	26.8	29.2	25.4	152.6
3	Champigny	94--RSCChampigny gym	27.5	18.1	24.6	25.3	27.3	25.1	147.9

4.2. Résultats individuels





	Gymnaste	Equipe	Année							Total
1	DARRIGADE Theo	Andrésy	2003	7.4	6.3	7.1	7.0	8.1	7.2	43.1
2	SABUCO Thomas	Andrésy	2005	7.8	5.2	7.0	7.2	7.7	7.6	42.5
3	DUBUISSON Thibaud	Champigny	2004	7.4	5.8	7.2	6.8	7.0	6.8	41.0
4	LANDEMAINE Gabin	Rungis	2003	7.0	4.7	7.0	7.5	7.7	6.2	40.1
5	DOUILLARD Dorian *	Bray 1 (indiv) (indiv)	2003	6.3	6.2	6.9	7.2	6.9	6.0	39.5
6	LECLERC Mateo	Rungis	2003	6.6	5.8	6.4	6.2	8.0	6.0	39.0
7	LECLERC Diego	Rungis	2003	6.5	4.1	7.4	7.3	6.6	6.0	37.9
8	LAVOT Enzo	Champigny	2004	6.8	3.9	6.2	6.3	6.8	6.4	36.4
9	COUSIN Noé	Champigny	2004	7.1	4.5	5.5	6.7	6.6	5.9	36.3
10	BAUCHAIRE Eloi	Andrésy	2003	6.7	4.4	6.4	5.6	6.7	5.8	35.6
11	TROUILLET Baptiste	Rungis	2004	6.1	3.3	5.8	5.6	6.9	7.0	34.7
12	SEMBLAT Hugo	Rungis	2003	6.6	3.0	5.4	5.8	6.2	6.2	33.2
	PFINGSTAG Bastien	Andrésy	2003	4.5	4.5	6.3	5.6	6.1	6.2	33.2
14	DEVAUCHELLES Théo	Champigny	2005	6.2	3.9	5.1	4.9	6.5	5.7	32.3
15	ZOUGBOR Romeo	Champigny	2004	4.4	2.0	5.1	5.2	6.9	6.0	29.6
16	ZNAGZE Abderrahime	Champigny	2004	4.3	2.0	5.7	5.5	5.2	4.8	27.5
17	PETITPAS Alban	Andrésy	2005	6.4	4.5	0.0	0.0	7.9	6.1	24.9
18	DESMARETS Hippolyte	Andrésy	2005	5.7	3.8	0.0	5.1	5.6	0.0	20.2

5. FEMININ NIVEAU6 9-12 ans . SA_DA (B) (individuels)

5.1. Résultats par équipes

	Equipe	Club					Total
1	Pontoise	95--SPG Pontoise	27.6	28.8	30.4	30.5	117.3
2	Vigneux sur seine	91--Espérance de Vigneux	25.6	24.7	30.2	29.6	110.1
3	St Chéron	91--Elan gym st cheron	21.8	25.9	28.5	29.7	105.9
4	Houilles 3	78--Avant-Garde de Houilles	23.1	24.7	28.8	26.7	103.3
	Houilles 2	78--Avant-Garde de Houilles	25.5	19.5	30.1	28.2	103.3
6	Fontenay	78--ASFF Gymnastique Fontenay le Fleury	23.7	19.9	29.2	28.7	101.5
7	Bouffemont	95--CLUB DE GYMNASTIQUE EVOLUTION	22.7	20.6	29.9	27.7	100.9


5.2. Résultats individuels

	Gymnaste	Equipe	Annee					Total
1	KRAWIEC Manon	Pontoise	2002	6.9	7.6	7.6	7.9	30.0
2	PRATER Samantha	Pontoise	2003	7.5	6.7	7.6	7.7	29.5
3	LEDOUX Oriane	Pontoise	2003	6.9	7.0	7.5	7.4	28.8
4	COMOGLIO Lucie	Vigneux sur seine	2002	7.0	6.7	7.7	7.1	28.5
	MEYAPIN Cylia	Vigneux sur seine	2002	7.0	6.4	7.5	7.6	28.5
6	LEROY Meline	St Chéron	2004	5.8	7.0	7.2	7.5	27.5
7	VASSENET Margaux	Pontoise	2003	6.2	6.5	7.6	6.5	26.8
8	DAULY Zoé	Houilles 3	2002	5.7	5.8	7.7	7.5	26.7
9	SAHEB Melissa	Houilles 2	2001	6.6	5.0	7.6	7.3	26.5
	JACQUINOT Maeva	Fontenay	2003	6.7	5.1	7.1	7.6	26.5
11	REDON Laura	Houilles 2	2003	6.2	5.6	7.5	7.0	26.3
12	LAOU-HAP Thiya	Fontenay	2004	5.5	6.0	7.8	6.8	26.1
13	MOSCA DE JESUS Nais	Houilles 2	2001	7.0	4.5	7.8	6.7	26.0
	VERMILLARD Loane	Bouffemont	2002	6.2	5.2	7.4	7.2	26.0
15	CAZEMAJOU Lena	Houilles 3	2004	5.5	6.7	7.4	6.3	25.9
	FONTENEAU Jade	St Chéron	2002	4.6	6.8	7.2	7.3	25.9
17	BESSO Stacy	Bouffemont	2002	5.7	5.4	7.2	7.5	25.8
18	GONCALVES Coline	Vigneux sur seine	2003	5.9	5.5	7.8	6.4	25.6
	CORREIA Sofia	Fontenay	2003	6.2	4.3	7.6	7.5	25.6
20	MEURIN Catherine	Houilles 3	2001	6.3	5.8	7.0	6.3	25.4
	BERNARD Lena	St Chéron	2001	5.5	5.0	7.3	7.6	25.4
22	MARTINHO Laloe	Houilles 3	2001	5.6	6.4	6.6	6.6	25.2
	HABERT Tiphaine	St Chéron	2004	4.5	7.1	6.3	7.3	25.2
24	PERON Jade	Vigneux sur seine	2003	5.5	6.1	6.2	7.2	25.0
25	NOURINE ELAID Mya	Vigneux sur seine	2001	5.7	4.6	6.8	7.6	24.7
26	GUILLAUMONT Océane	Vigneux sur seine	2001	5.3	4.7	7.2	7.2	24.4
27	MESTARI Morjan	Houilles 2	2002	5.7	4.4	7.2	7.0	24.3
	DUCHEMIN Elsa	Bouffemont	2001	6.1	4.7	7.4	6.1	24.3
29	VIMOND Axelle	Bouffemont	2002	4.7	5.3	7.4	6.6	24.0
30	BEDEL Flore	St Chéron	2002	5.5	4.5	6.8	6.6	23.4
31	ROUX Nolwenn	Houilles 3	2002	5.3	4.8	6.7	6.3	23.1
32	SALHI Lucie	Fontenay	2003	5.3	4.2	6.7	6.6	22.8





33	GANACHAUX DUTERTRE Eve	Houilles 2	2001	5.7	3.2	6.9	6.9	22.7
34	GOSNET Andrea	Houilles 3	2003	5.1	5.1	6.3	5.9	22.4
35	AUBERT Maelle	St Chéron	2004	5.0	4.6	6.0	6.5	22.1
36	LEGASTELOIS Manon	Fontenay	2002	4.1	4.5	6.5	6.8	21.9
37	LEGRAND Coralie	Bouffemont	2002	3.7	3.9	7.7	6.4	21.7
38	MOREAU Solène	Pontoise	2002	6.3	7.5	7.6	0.0	21.4
39	GOVAERT Romane	Pontoise	2002	6.1	5.0	0.0	7.5	18.6
40	MARECHAL ALEXANDRA	Fontenay	2002	0.0	0.0	0.0	0.0	0.0

6. FEMININ NIVEAU6 9-12 ans . SA_DA (C) (individuels)

6.1. Résultats par équipes

	Equipe	Club					Total
1	Orsay	91--Caorsay	30.4	30.1	30.6	30.0	121.1
2	Brunoy	91--Brunoy pyramide	27.9	30.5	30.4	31.0	119.8
3	Yerres	91--Gym club yerrois	27.9	30.1	31.0	30.3	119.3
4	Bray	77--Club sportif braytois	28.0	30.7	30.3	29.7	118.7
5	Montereau	77--Cs montereau	29.0	30.8	29.8	28.8	118.4
6	Chilly Morangis	91--Cgmc	27.1	28.9	29.0	29.7	114.7
7	Ris Orangis	91--Union sportive de ris-orangis	27.8	30.3	29.4	26.7	114.2
8	Provins	77--Les manicous	27.5	30.0	27.6	28.4	113.5
9	Champs sur marne 1	77--Espérance	26.0	27.1	30.2	27.3	110.6
10	Champs sur marne 2	77--Espérance	26.5	24.5	29.2	28.9	109.1
11	Bievres	91--Mjc Bièvres	26.8	25.0	26.5	26.4	104.7
12	Arpajon	91--Esr arpajon	26.0	23.6	28.5	26.3	104.4

6.2. Résultats individuels

	Gymnaste	Equipe	Annee					Total
1	BESTER Louise	Orsay	2001	7.9	8.4	7.8	7.7	31.8
2	BOURDELIN Léa	Brunoy	2002	6.9	7.6	8.2	8.1	30.8
3	LE BOMIN Janel	Montereau	2002	7.0	7.9	7.9	7.2	30.0
	MORMAND Claire	Yerres	2002	6.6	7.9	7.7	7.8	30.0
	CLERIN Elsa	Bray	2002	7.6	7.5	7.6	7.3	30.0
6	KUBICZEK Lola	Bray	2002	7.0	7.8	7.8	7.3	29.9
7	CLOIX Lou	Yerres	2002	7.3	7.3	7.7	7.5	29.8
	DE OLIVEIRA Marie	Yerres	2002	7.0	7.7	7.8	7.3	29.8
9	RICHARD Valentine	Brunoy	2002	6.9	7.4	7.4	8.0	29.7
10	COTTIN Lois	Brunoy	2002	7.1	8.1	6.8	7.5	29.5
	PIEUSSESGUES Camille	Montereau	2002	7.5	7.8	7.4	6.8	29.5
12	ROLLAND Manon	Orsay	2001	7.5	6.9	7.2	7.8	29.4
13	LAFOSSE MARIN Romane	Brunoy	2002	7.0	7.4	7.6	7.3	29.3
	BOUVRAIN Eugenie	Provins	2001	6.9	7.3	7.6	7.5	29.3
15	BANOS Maeva	Bray	2003	6.7	7.8	7.4	7.2	29.1
	LEBOT Manon	Bray	2002	6.7	7.4	7.5	7.5	29.1
17	BOGAERT Karla	Yerres	2002	6.7	7.1	7.4	7.7	28.9
	SARRAZIN Charlotte	Orsay	2003	7.4	7.7	7.3	6.5	28.9
19	NAULET Daphnée	Ris Orangis	2002	7.0	7.8	7.4	6.6	28.8
	BRUSLON Cloé	Chilly Morangis	2001	7.0	7.6	6.7	7.5	28.8
21	DRISSI Dounia	Montereau	2004	6.7	7.5	7.1	7.3	28.6
	HAMZAOUI Rosa marie	Chilly Morangis	2001	7.3	7.0	7.1	7.2	28.6
23	PELLETIER Cecile	Orsay	2001	7.1	7.1	7.9	6.4	28.5
24	HERAULT Laura	Orsay	2001	7.6	6.5	7.1	7.2	28.4
	HERBERT Charlotte	Orsay	2003	7.2	6.3	7.6	7.3	28.4
26	ROSSIN Juliette	Montereau	2002	6.6	7.6	6.7	7.4	28.3
	BENCHETRAT Ambrine	Ris Orangis	2002	7.1	7.5	7.0	6.7	28.3
28	BOULAY Louise	Yerres	2001	6.9	6.6	7.8	6.9	28.2
	BRIGHENTI Chloe	Ris Orangis	2004	6.3	7.9	7.7	6.3	28.2
30	BEN ALI SOUID Maelle	Montereau	2001	7.3	7.4	6.6	6.7	28.0





31	SIMON Dorine	Provins	2002	6.5	7.7	6.8	6.9	27.9
	DUBREUIL Olivia	Bray	2002	6.6	7.0	7.3	7.0	27.9
33	RIANT Klara	Chilly Morangis	2001	6.2	7.0	7.3	7.3	27.8
	SIMON Manon	Champs sur marne 1	2002	6.4	6.7	8.1	6.6	27.8
35	BIABATANTOU Divine	Montereau	2001	7.2	6.2	7.4	6.9	27.7
	LECOMPTE Pauline	Chilly Morangis	2002	6.6	6.6	7.0	7.5	27.7
37	VANITOU Laetitia	Ris Orangis	2004	7.2	6.4	6.9	7.0	27.5
	GESTEL Anaëlle	Provins	2002	7.3	7.5	6.7	6.0	27.5
	LOSSOUARN Lucie	Bray	2004	5.1	7.6	7.2	7.6	27.5
	KHIARI Taouis	Champs sur marne 2	2002	6.6	6.6	7.0	7.3	27.5
41	AREND Ileana	Champs sur marne 1	2001	6.5	7.1	7.0	6.8	27.4
42	DJADDA Warda	Ris Orangis	2001	6.5	7.1	7.3	6.4	27.3
43	QUIEN Manon	Yerres	2002	6.5	7.2	6.8	6.7	27.2
44	DEGOUL Maena	Champs sur marne 2	2002	7.0	5.9	7.5	6.7	27.1
45	LEDEN Sarah	Provins	2002	6.6	7.2	6.3	6.9	27.0
46	ABEGA Séléna	Arpajon	2003	6.1	6.5	7.5	6.8	26.9
47	VERGEOT Justine	Provins	2001	6.7	7.0	6.0	7.1	26.8
	CHEMLAL Hasna	Champs sur marne 1	2001	6.0	6.3	7.4	7.1	26.8
	GILLET Maeva	Champs sur marne 1	2001	7.1	7.0	6.8	5.9	26.8
50	GOSELIN Manon	Chilly Morangis	2001	5.7	7.3	6.0	7.4	26.4
51	SERGEANT Margaux	Brunoy	2003	5.1	6.6	7.2	7.4	26.3
	BONAL Clara	Champs sur marne 2	2002	6.5	5.5	7.1	7.2	26.3
53	TOUSSAINT Addis	Champs sur marne 2	2001	6.4	6.1	6.8	6.9	26.2
54	RAJCA Clémence	Provins	2001	6.4	7.5	6.5	5.7	26.1
55	AIT-CHALALET Inès	Champs sur marne 2	2003	5.1	5.9	7.6	7.4	26.0
56	VARENNE Clemence	Bievres	2001	6.8	6.9	5.9	6.1	25.7
	MARONI Angéline	Arpajon	2002	6.5	5.5	6.7	7.0	25.7
58	CHATEIGNIER Héloïse	Bievres	2001	6.9	5.0	6.8	6.9	25.6
	MARCOT Anna	Arpajon	2001	6.5	5.6	7.3	6.2	25.6
60	APOSTOLIDIS Johanna	Arpajon	2001	6.9	5.7	7.0	5.9	25.5
61	LYS Océane	Bievres	2001	6.7	5.9	6.2	6.4	25.2
62	BULFON LECLECH Sirena	Bievres	2001	6.4	6.9	5.4	6.3	25.0
63	RASOLONJATOVO Anaëlle	Champs sur marne 1	2002	4.6	5.7	7.7	6.8	24.8
64	BALAIRE Heloise	Bievres	2001	6.1	4.0	7.5	6.4	24.0
	DELMOTTE Ambre	Bievres	2002	6.0	5.3	6.0	6.7	24.0
66	AIT-CHALALET Miriam	Champs sur marne 2	2002	5.0	5.1	6.8	7.0	23.9
67	DESWEL Doriane	Arpajon	2001	5.2	5.8	6.4	5.0	22.4
68	GAIARDO Marina *	Bievres 1 (indiv) (indiv)	2001	5.8	4.3	5.8	6.1	22.0
69	VERAIN HEBERT Cindy	Arpajon	2002	5.9	4.0	4.9	6.3	21.1
70	HORDESSEAUX Julie	Chilly Morangis	2002	0.0	5.1	7.6	7.2	19.9
71	GERMINAL Juverly	Champs sur marne 1	2003	0.0	0.0	0.0	0.0	0.0

7. FEMININ NIVEAU6 7-10 ans . SA_DA (individuels)

7.1. Résultats par équipes

	Equipe	Club					Total
1	A. Dreux	28--Alliance de dreux gymnastique	27.1	32.0	30.1	30.8	120.0
	Chilly Morangis	91--Cgmc	26.6	32.1	30.9	30.4	120.0
3	Rungis	94--Rungis	26.9	30.9	30.6	29.8	118.2
4	Voisins	78--Voisins	26.3	28.7	30.6	31.2	116.8
5	Lognes	77--Gym club de lognes	26.6	28.8	30.7	29.9	116.0
6	Torcy	77--France torcy	26.3	30.7	28.8	29.8	115.6
7	Conflans 1	78--Plm gym	24.1	30.1	28.8	28.3	111.3
8	Gonesse	95--Association sportive et gymnique de gonesse	26.9	25.3	29.6	29.2	111.0
9	St Cyr	78--Cao gym sportive	24.1	27.8	28.5	30.0	110.4
10	Bievres	91--Mjc Bièvres	23.3	27.9	28.4	29.3	108.9
11	Eragny	95--Gsa eragny	21.0	31.8	26.7	28.9	108.4
12	Menucourt	95--Gym menucourtoise	26.7	28.0	26.8	26.6	108.1
13	Draveil	91--sporting club draveil	23.2	26.4	28.6	29.0	107.2
14	Fresnes	94--A.A.S. FRESNES	22.9	28.2	27.5	25.7	104.3

7.2. Résultats individuels

	Gymnaste	Equipe	Annee					Total
1	ANDRIAMASOMANANA Norine	Torcy	2003	7.1	8.2	7.7	8.0	31.0
2	GBEYETON Ilona	Chilly Morangis	2003	7.1	8.1	7.7	7.7	30.6
3	CLARA Roumayssa	A. Dreux	2004	6.9	8.3	7.8	7.5	30.5
4	FOYART Marine	Chilly Morangis	2003	6.3	8.3	7.8	7.9	30.3
	SAOUNERA Marietou	Gonesse	2003	7.0	8.0	7.5	7.8	30.3
	ANDRE Julie	Voisins	2003	6.6	7.9	7.8	8.0	30.3
7	BEDARD Mégan	A. Dreux	2004	6.8	7.8	7.9	7.7	30.2
8	BRETON Jade	Rungis	2003	6.8	8.0	7.9	7.3	30.0
9	VIOLAS Marie	Rungis	2003	6.8	7.9	7.6	7.5	29.8
10	CHERBONNEL Ilona	Rungis	2003	6.7	7.6	7.7	7.7	29.7
	DESOUCHE Noa	Voisins	2004	6.1	8.2	7.5	7.9	29.7
12	GUILLEMARD Justine	A. Dreux	2004	6.7	7.8	7.6	7.5	29.6
	CHEURFA Alma	Conflans 1	2004	6.3	7.7	7.8	7.8	29.6
14	LEVEAU Perrine	Bievres	2004	5.9	8.0	7.7	7.9	29.5
	VILLA Loane	A. Dreux	2003	6.7	8.1	6.7	8.0	29.5
16	PARIGOT Honorine	Chilly Morangis	2003	7.0	8.0	7.2	7.1	29.3
17	HARDY Tiphaine	St Cyr	2003	6.8	7.1	7.6	7.7	29.2
18	DYMALA Maelys	Draveil	2003	6.2	7.7	7.6	7.6	29.1
	LE BOUDEC Perrine	Voisins	2005	6.9	6.9	7.5	7.8	29.1
20	LAINÉ Meryem	Lognes	2004	7.0	7.2	7.4	7.4	29.0
21	VINOT Djaël	Torcy	2003	7.0	8.1	7.2	6.5	28.8
22	FREY Marie	St Cyr	2003	6.4	7.4	7.0	7.8	28.6
	HAMADI Melissa	Lognes	2004	6.2	7.5	7.3	7.6	28.6
24	EISENBARTH Jody	Eragny	2005	4.7	8.2	7.8	7.8	28.5
	LEGER Ambre	Rungis	2003	6.6	7.4	7.2	7.3	28.5
	RIANT Lucie	Chilly Morangis	2003	6.2	7.3	7.5	7.5	28.5

27	MARLIN Noelyse	Conflans 1	2003	6.3	7.8	7.3	7.0	28.4
28	CORREIA Alycia	Lognes	2003	6.3	7.1	7.8	7.1	28.3
29	FERENBACH Elsa	A. Dreux	2004	6.0	7.7	6.8	7.6	28.1
30	SERPIN Lili	Fresnes	2003	6.4	7.6	7.8	6.2	28.0
	LOMBARD Alyssa	Lognes	2003	7.1	6.3	7.6	7.0	28.0
32	BORRELLI Kahina	St Cyr	2003	6.3	7.0	7.2	7.4	27.9
	DELEKTA Mathilde	Lognes	2003	5.7	7.0	7.8	7.4	27.9
34	GULER Semra	Gonesse	2003	6.2	6.2	7.6	7.8	27.8
35	COCHET Julie	Chilly Morangis	2003	5.6	7.7	7.1	7.3	27.7
36	CALVET Valentine	Voisins	2004	6.5	5.7	7.8	7.5	27.5
37	MARTINET Leïa	Bievres	2003	6.2	7.0	6.8	7.4	27.4
	GERMANY Kimly	Menucourt	2003	7.1	6.2	7.0	7.1	27.4
39	MAOUCHE Yona	Draveil	2003	6.0	7.0	6.9	7.1	27.0
	DJERBI Selenia	Rungis	2003	5.5	7.1	7.4	7.0	27.0
41	MICHEL Elodie	Eragny	2003	5.0	7.9	7.0	7.0	26.9
42	MASSON Maewen	Gonesse	2003	7.0	6.3	7.1	6.3	26.7
	SAMSON Marylou	Menucourt	2003	6.2	7.5	6.7	6.3	26.7
	ORAZI Eloïse	Torcy	2003	6.2	6.6	6.9	7.0	26.7
45	RIOUAL Margot	A. Dreux	2004	5.5	7.0	6.5	7.3	26.3
46	EISENBARTH Fidjy	Eragny	2005	5.4	7.5	6.0	7.1	26.0
	JOSY VILTARD Deborah	Eragny	2005	5.3	8.2	5.6	6.9	26.0
	GUILLOT Emma	Torcy	2004	6.0	6.0	6.9	7.1	26.0
49	MUTTERER Maylis	Conflans 1	2003	6.1	6.7	6.5	6.5	25.8
	GATELET Lisa	Torcy	2004	5.8	5.5	7.0	7.5	25.8
51	DONDEYNE Elodie	Bievres	2004	5.6	5.7	7.0	7.4	25.7
52	CERVEAUX Akouwa	Fresnes	2004	5.3	7.4	7.2	5.7	25.6
53	MEZIERE Helena	Menucourt	2004	6.2	6.9	5.6	6.7	25.4
54	TIOULONG Téa	Torcy	2003	4.2	7.8	6.1	7.2	25.3
55	SIMAER Maeva	Gonesse	2004	6.7	4.0	7.4	7.0	25.1
56	BRY Maelys	Draveil	2003	5.8	5.4	6.7	7.1	25.0
	RAMECOURT Lisa	Menucourt	2003	6.1	6.9	6.3	5.7	25.0
	DOMINGUES Eva	Fresnes	2003	5.5	6.6	6.2	6.7	25.0
59	LEBLAY Pauline	Draveil	2003	5.2	5.6	6.9	7.2	24.9
60	ANFRY Juliette	Bievres	2004	5.6	7.0	6.7	5.5	24.8
	HAZZA Fanny	Draveil	2003	5.2	6.1	7.2	6.3	24.8
62	PELLETIER Anne-lise	Bievres	2004	5.3	5.9	6.9	6.6	24.7
	DROUIN Kiara	Fresnes	2003	5.4	6.6	6.2	6.5	24.7
64	MICHEL Clea	Voisins	2003	6.3	4.0	7.1	6.9	24.3
65	BOUSSARD Candice	Conflans 1	2003	5.4	6.1	6.7	6.0	24.2
	NEZ Aurore	Menucourt	2004	6.7	6.7	4.3	6.5	24.2
67	FERREIRA Lea	Conflans 1	2005	5.0	5.3	6.8	7.0	24.1
	THIRAVONG Meyno	Fresnes	2006	5.2	6.4	6.2	6.3	24.1
69	PECH Laetitita	Gonesse	2004	5.5	4.8	7.0	6.6	23.9
70	JANICHON Tiphaine	Eragny	2004	5.3	6.0	5.9	6.6	23.8
71	FERRAND Flavie	Menucourt	2003	6.7	3.8	6.8	6.3	23.6
72	CHERVIN Anne-laure	Bievres	2003	5.3	5.3	6.3	6.5	23.4
	BERNARD Elodie	Fresnes	2003	5.6	5.8	6.3	5.7	23.4
74	ROMANOWSKI Anais	Eragny	2004	4.9	5.5	5.9	7.0	23.3
75	TIBI Margaux *	Bievres 1 (indiv) (indiv)	2003	5.6	4.6	6.7	6.3	23.2
76	DOS SANTOS Marine	St Cyr	2003	3.7	6.3	6.2	6.6	22.8
77	ROBION Morgane	St Cyr	2003	4.6	4.3	6.4	7.1	22.4
78	HOYE-SIREAU Charline	St Cyr	2003	4.5	0.0	6.7	6.7	17.9
79	GUIGON Sirine	Lognes	2004	0.0	0.0	7.5	7.5	15.0
80	LAMTI Ellyne	Conflans 1	2003	0.0	7.9	6.9	0.0	14.8
81	GUILLOT Mai lin	Chilly Morangis	2003	0.0	0.0	7.9	6.8	14.7

82	POLLET Marie *	Bievres 1 (indiv) (indiv)	2003	0.0	0.0	0.0	0.0	0.0
	DUBOURG Lena	Gonesse	2003	0.0	0.0	0.0	0.0	0.0
	PINOT Morgane *	Lognes 1 (indiv) (indiv)	2004	0.0	0.0	0.0	0.0	0.0

8. MASCULIN NIVEAU6 7-10 ans . SA_DA (individuels)

8.1. Résultats par équipes

	Equipe	Club								Total
1	Orsay	91--Caorsay	29.4	26.0	26.6	22.1	29.4	29.2	162.7	
2	Brunoy	91--Brunoy pyramide	28.2	24.3	26.9	24.8	29.4	28.0	161.6	
3	Chatou	78--Chatou DynaGym	28.8	24.1	26.7	23.9	28.2	29.0	160.7	
4	Houilles 4	78--Avant-Garde de Houilles	27.1	23.8	27.1	22.4	28.1	28.0	156.5	
5	Rungis	94--Rungis	29.1	22.1	26.6	21.7	28.2	28.3	156.0	
6	Beauchamp	95--Arabesque gymnique Beauchamp	28.1	20.4	26.1	21.2	28.7	29.4	153.9	
7	Houilles 3	78--Avant-Garde de Houilles	26.8	21.3	25.8	19.7	26.9	28.3	148.8	
8	Dreux	28--Esperance drouaise	25.5	20.3	25.0	21.4	28.8	27.7	148.7	
9	Charenton	94--Envol Gym	27.4	18.6	26.0	19.4	27.0	26.9	145.3	
10	Champigny	94--RSCChampigny gym	26.1	20.0	25.0	14.9	26.2	23.7	135.9	
11	Houilles 2	78--Avant-Garde de Houilles	26.4	15.0	22.9	16.6	26.3	19.0	126.2	
Equipes déclassées										
	Equipe	Club								Total
1	Gretz	77--Gretz- Tournan	0.0	0.0	0.0	0.0	0.0	0.0	0.0	0.0

8.2. Résultats individuels




	Gymnaste	Equipe	Annee								Total
1	CAUX Gaspard	Orsay	2003	7.3	7.1	7.1	5.9	7.6	7.6	42.6	
2	GUILLOU KEREDAN Etienne	Brunoy	2004	7.1	6.7	7.0	6.5	7.4	7.6	42.3	
3	PHAN Gabriel	Chatou	2004	7.5	6.8	6.8	6.2	7.5	7.4	42.2	
4	PELLEING Marius	Orsay	2004	7.6	6.6	6.5	5.6	7.5	7.2	41.0	
5	BEGUE Matisse	Brunoy	2004	7.2	6.4	6.8	5.7	7.5	6.9	40.5	
6	TOSSEGHINI Mathéo	Chatou	2005	7.2	5.9	6.7	6.0	6.9	7.5	40.2	
7	DAUCOURT Nolan	Rungis	2004	7.1	5.6	6.9	5.7	7.1	7.6	40.0	
8	DA ROCHA MOREAU Jules	Beauchamp	2004	6.4	5.7	7.1	5.7	7.5	7.5	39.9	
9	FOURNIER Gaspard	Houilles 3	2004	6.5	5.6	6.8	5.7	7.4	7.7	39.7	
10	LE BLEVEC Elliot	Houilles 4	2003	6.9	6.4	6.8	5.0	7.1	7.3	39.5	
11	GAZAGNES Victor	Chatou	2005	7.1	5.9	6.6	5.6	7.0	7.1	39.3	
12	BOUHAS Louka	Houilles 4	2005	6.4	6.3	6.6	5.5	7.2	7.1	39.1	
13	LACROIX Robin	Orsay	2004	7.2	5.5	6.6	5.1	7.1	7.4	38.9	
14	TEYANT Evan	Houilles 4	2004	6.8	5.2	7.1	6.2	6.6	6.7	38.6	
	BERNAS Simon	Orsay	2004	7.2	5.9	6.4	5.4	6.9	6.8	38.6	
16	BANLIER Liam	Brunoy	2005	6.8	5.1	6.5	6.3	7.3	6.5	38.5	
	BRIENNE Roman	Rungis	2004	6.7	6.0	6.7	5.1	7.0	7.0	38.5	
18	BEINAT Tom	Brunoy	2004	6.8	5.0	6.4	6.0	7.2	7.0	38.4	
	POTARD Alexis	Orsay	2004	7.3	6.4	6.3	5.2	6.5	6.7	38.4	
20	FERHI Yassine	Chatou	2004	7.0	5.5	6.6	5.4	6.8	7.0	38.3	
21	RIANT Antoine *	Chilly Morangis 1 (indiv) (indiv)	2006	7.1	5.4	7.0	4.7	7.0	6.9	38.1	
22	EGELS Louis	Beauchamp	2004	7.2	4.8	6.2	5.7	6.9	7.2	38.0	
	GEZAULT Pablo *	Cerny 1 (indiv) (indiv)	2005	7.2	5.9	5.9	5.4	6.9	6.7	38.0	

24	HOUEL Titouan	Charenton	2005	7.0	5.3	6.7	4.5	6.9	7.4	37.8
	LASSALE Julien	Charenton	2004	7.1	4.8	6.9	5.3	7.1	6.6	37.8
26	LAINÉ Tristan	Dreux	2005	6.1	4.8	6.5	5.6	7.5	7.2	37.7
27	MEZIZÈRE Mathis	Rungis	2004	7.3	5.0	6.5	4.7	7.1	7.0	37.6
28	FOURMENT Raphael	Houilles 3	2004	7.0	5.8	6.7	4.5	6.7	6.8	37.5
	PEREIRA Virgile	Dreux	2006	6.4	5.5	6.3	5.4	7.2	6.7	37.5
30	DEHAIS Alexis	Orsay	2004	7.1	5.7	5.5	4.9	7.2	7.0	37.4
31	FODÈRE Alexis	Houilles 4	2003	6.5	5.9	6.6	5.0	6.8	6.5	37.3
	LAVERGNE Dimitri	Beauchamp	2004	7.1	4.2	6.4	5.3	7.1	7.2	37.3
33	OMONT Emmanuel	Houilles 4	2005	6.9	5.1	6.5	5.7	6.2	6.8	37.2
34	BRONDIN Valentin	Beauchamp	2005	6.7	5.7	6.4	4.5	7.2	6.6	37.1
	SAUVAGE Gabriel *	Brunoy 1 (indiv) (indiv)	2005	7.1	5.6	5.5	5.6	6.8	6.5	37.1
36	VUKOVIC Lucas	Chatou	2004	6.7	4.4	6.5	6.0	6.7	6.4	36.7
37	DUVIVIER Noé	Brunoy	2004	7.1	5.8	6.6	5.9	7.2	3.9	36.5
38	MADUREIRA Tony	Houilles 4	2003	6.3	4.6	6.3	5.0	7.0	6.8	36.0
	VAURES Victor	Rungis	2005	7.3	4.0	5.7	5.6	7.0	6.4	36.0
40	LEGEAY Come	Dreux	2006	6.5	5.6	6.3	5.2	6.3	6.0	35.9
41	ROOL Thibault	Brunoy	2005	6.7	5.4	5.6	6.0	6.7	5.0	35.4
	PLUCHART Théo	Rungis	2004	6.7	5.5	6.5	4.0	6.0	6.7	35.4
43	GUILLOT Pierre	Charenton	2005	6.8	4.1	6.5	4.4	6.6	6.8	35.2
44	TEMPIER Terry	Champigny	2006	6.6	5.4	5.9	5.2	6.2	5.6	34.9
45	PAULMIER Kalvy	Dreux	2006	5.6	4.4	5.9	5.2	7.1	6.5	34.7
46	BALTUS Sacha	Houilles 3	2006	5.8	4.8	6.4	4.5	6.0	7.1	34.6
47	KUCIA Stanislas	Dreux	2006	6.1	4.1	5.6	3.9	7.0	7.3	34.0
48	BARBOSA ALVES Rodrigo	Champigny	2006	6.5	4.3	5.9	4.5	6.8	5.5	33.5
49	FOUNIER Eliott	Houilles 3	2006	4.8	4.5	5.9	5.0	6.4	6.7	33.3
50	LAGACHE Antoine	Charenton	2004	6.5	3.9	5.9	4.4	6.4	6.1	33.2
51	DELFOSSÉ Evan	Beauchamp	2004	7.1	3.9	4.5	4.0	6.0	7.5	33.0
52	DASSONVILLE Béranger	Houilles 3	2006	6.5	5.1	5.7	4.2	6.4	4.9	32.8
53	MOUISSETFERRARA Maël	Charenton	2005	6.1	4.4	5.7	5.2	5.7	5.6	32.7
54	DRALI Neil	Rungis	2006	7.4	3.1	3.8	5.3	6.2	6.7	32.5
55	JONKA Arthur	Chatou	2005	6.9	2.3	4.3	5.7	6.8	6.2	32.2
56	FAYOLLE Jérémy	Houilles 2	2006	6.9	2.7	6.1	4.2	6.2	5.6	31.7
57	PRINCE Justin	Houilles 2	2006	6.6	4.6	5.9	4.0	6.9	3.5	31.5
58	MOREIRA Kleytys	Champigny	2006	6.6	5.1	6.4	0.0	6.5	6.6	31.2
59	LAUVERNIER Dorian	Dreux	2005	6.5	2.6	5.2	4.8	6.9	5.0	31.0
60	ELGIN Kaan	Champigny	2006	6.4	3.0	4.8	5.2	6.4	4.5	30.3
61	MORVAN Lucas	Houilles 2	2006	6.0	1.9	5.3	4.0	6.8	6.0	30.0
	BARBOSA ALVES Leandro	Champigny	2006	6.2	5.2	6.2	0.0	6.4	6.0	30.0
63	JEUDY Martin	Houilles 2	2006	6.7	4.0	5.6	4.4	5.8	3.2	29.7
64	PRINCE Erwan	Houilles 2	2006	6.2	3.7	5.3	4.0	6.4	3.9	29.5
65	MONFRAIX Zacharie	Champigny	2006	5.7	3.6	6.5	0.0	6.5	5.2	27.5
66	FONTANA Etienne	Houilles 3	2006	6.8	2.9	5.4	0.0	6.0	3.7	24.8
67	CHEHWAN Timin	Houilles 2	2006	6.2	1.4	1.5	0.0	6.1	2.6	17.8
68	LAGACHE Mathias	Charenton	2006	3.9	1.9	2.9	0.0	5.0	0.7	14.4
69	MOURET Maxence *	Villiers le Bâcle 1 (indiv) (indiv)	2005	0.0	0.0	0.0	0.0	0.0	0.0	0.0
	PERREVE Colin *	Villiers le Bâcle 1 (indiv) (indiv)	2005	0.0	0.0	0.0	0.0	0.0	0.0	0.0
	BETTASSA CONT Gianni	Gretz	2004	0.0	0.0	0.0	0.0	0.0	0.0	0.0
	DE PELLEGRAS Mathieu	Gretz	2004	0.0	0.0	0.0	0.0	0.0	0.0	0.0
	PERICAUD CLUET Corentin	Gretz	2003	0.0	0.0	0.0	0.0	0.0	0.0	0.0







SERGEANT Esteban	Gretz	2005	0.0	0.0	0.0	0.0	0.0	0.0	0.0	0.0
WINDERICKX Noa	Gretz	2004	0.0	0.0	0.0	0.0	0.0	0.0	0.0	0.0

9. MASCULIN NIVEAU5 9-14 ans . SA_DA (individuels)

9.1. Résultats par équipes

	Equipe	Club							Total
1	Orsay	91--Caorsay	29.2	24.1	31.1	27.5	29.4	30.6	171.9
2	Houilles 2	78--Avant-Garde de Houilles	26.2	23.7	30.7	27.5	28.2	29.2	165.5
3	Houilles 3	78--Avant-Garde de Houilles	26.6	22.3	30.6	27.1	29.3	28.8	164.7
4	Plessis paté	91--EGPP	25.0	21.0	29.3	27.9	29.9	30.9	164.0
5	Villiers le Bâcle	91--Asvlb	26.3	23.4	26.7	29.0	28.8	28.9	163.1
6	Conflans	78--Plm gym	25.8	23.4	29.4	27.7	29.0	25.7	161.0
7	Houilles 4	78--Avant-Garde de Houilles	23.4	21.3	27.2	27.6	30.0	28.2	157.7
8	Dreux	28--Esperance drouaise	24.5	18.1	29.1	25.0	27.4	28.5	152.6
9	Houilles 1	78--Avant-Garde de Houilles	23.7	23.5	26.7	24.7	25.1	27.6	151.3
10	Pontoise	95--SPG Pontoise	24.0	18.9	24.7	19.5	29.1	30.0	146.2
11	Champigny	94--RSCChampigny gym	21.2	10.7	21.8	22.9	25.5	22.8	124.9




9.2. Résultats individuels

	Gymnaste	Equipe	Anne e							Total
1	MONSEUR Damien	Conflans	1999	7.0	5.6	7.9	7.9	8.1	7.9	44.4
2	PERRE Titouan	Orsay	2004	7.4	6.2	8.1	6.6	8.1	7.8	44.2
3	L'HOIST Thomas	Orsay	2000	7.2	6.8	7.8	7.2	7.1	7.5	43.6
4	LEROUX Cyprien	Houilles 3	2002	6.9	6.4	7.9	7.0	7.7	7.1	43.0
	RETUREAU Dylan	Villiers le Bâcle	2002	6.9	6.1	7.8	7.4	7.3	7.5	43.0
6	FERREIRA Thomas	Houilles 4	2001	7.0	5.4	7.9	7.5	7.4	7.5	42.7
7	REINAUDO Mathis	Houilles 3	2000	6.6	5.5	7.9	7.6	7.3	7.4	42.3
8	NAVARRO Benoit	Pontoise	2002	6.7	5.9	6.3	7.5	7.8	7.7	41.9
	MOISY-NEYRINCK Quentin	Orsay	2000	7.2	5.5	7.3	7.2	7.3	7.4	41.9
10	LEGUERE Keryan	Plessis paté	2002	6.3	5.5	8.1	6.4	7.6	7.7	41.6
11	REMY Charles	Houilles 2	2000	6.8	5.3	7.1	7.2	7.8	7.3	41.5
	CHABOT Aymeric	Conflans	2000	6.4	5.8	7.4	7.0	7.4	7.5	41.5
13	BOURBON Raphael	Houilles 2	2001	6.2	7.0	7.9	6.6	6.5	7.2	41.4
14	POTARD Igor	Orsay	2003	7.4	5.6	7.9	6.1	6.5	7.6	41.1
15	PHILIPPE Mathis	Plessis paté	2004	6.1	4.8	7.6	6.9	7.4	8.1	40.9
16	UNGAR Adrien	Houilles 2	2001	7.0	5.3	7.8	6.7	7.0	6.9	40.7
17	OLLIVIER Loris	Villiers le Bâcle	2002	5.8	6.6	5.9	7.4	7.4	7.4	40.5
18	METHIVIER Victor	Houilles 2	2002	6.0	5.7	7.9	7.0	6.2	7.5	40.3
19	LERMECHAIN Etienne	Houilles 3	2002	6.6	5.1	7.2	6.9	7.4	7.0	40.2
	PHAN Dimitri	Pontoise	2004	6.9	5.4	6.6	6.2	7.4	7.7	40.2
21	BILLON Maher	Villiers le Bâcle	2003	6.4	6.0	7.3	7.1	6.8	6.5	40.1
22	FERRETTO Flavian	Plessis paté	2004	6.9	5.0	7.0	7.0	6.5	7.2	39.6
23	DUQUENNE Baptiste	Houilles 1	1999	5.8	6.5	6.6	6.4	6.6	7.6	39.5
24	RANDON Julien	Houilles 3	2003	6.5	5.3	7.6	5.6	6.9	7.3	39.2
	OLENINE Matthieu *	Gargenville 1 (indiv) (indiv)	2000	5.9	5.8	6.7	7.0	7.4	6.4	39.2
26	GLAVIER-ARCHENAUULT Paul	Orsay	2002	6.8	5.2	7.2	6.5	6.9	6.5	39.1
27	COMTE Alexandre	Conflans	1999	6.4	4.8	7.0	6.5	7.2	7.0	38.9




28	ROUSSELET Baptiste	Houilles 2	2000	6.2	5.7	6.7	5.9	6.9	7.2	38.6
	LOUIN Raphael	Plessis paté	2003	5.7	3.4	6.6	7.0	8.2	7.7	38.6
	GOUBILL Raphaël	Dreux	2001	5.6	4.9	7.5	6.0	7.1	7.5	38.6
31	EDAU Moïse	Houilles 1	1999	4.4	6.4	6.9	6.2	7.2	7.4	38.5
32	MAHERAULT Valentin	Houilles 4	1999	5.4	5.4	6.1	6.7	7.8	7.0	38.4
33	SCHLOSSER Yann	Houilles 4	2001	5.5	5.0	6.4	6.5	7.6	7.2	38.2
34	ALLINE Théo	Houilles 1	2000	6.3	5.8	6.6	6.5	4.9	7.8	37.9
	HELIE Joris	Orsay	2002	6.7	3.6	7.3	6.0	6.6	7.7	37.9
36	POULET Octave	Houilles 4	1999	5.5	5.5	6.5	6.5	6.8	6.5	37.3
37	DRABEK Quentin	Dreux	2002	6.8	2.4	7.7	6.2	6.6	7.5	37.2
	MARCHAND Theo *	Gargenville 1 (indiv) (indiv)	2001	6.0	4.5	6.8	7.4	6.5	6.0	37.2
39	LOUISFERT Maxence	Dreux	2003	5.0	5.3	7.1	6.4	6.8	6.2	36.8
40	ROBIN Tom	Villiers le Bâcle	2002	5.8	4.7	5.7	6.1	7.3	7.1	36.7
41	SALMONT Adrien	Conflans	2000	6.0	7.2	7.1	6.3	6.3	3.3	36.2
42	GRATSAS Theo	Plessis paté	2003	5.7	2.7	6.5	7.0	6.7	7.4	36.0
43	AUPIAIS Clément *	Gargenville 1 (indiv) (indiv)	2002	5.6	5.9	5.9	5.4	6.3	6.8	35.9
44	MESTARI Adel	Houilles 4	2001	5.3	4.3	6.4	6.9	7.2	5.3	35.4
	HUVEY Christophe	Houilles 1	2000	7.2	4.8	6.6	5.6	6.4	4.8	35.4
	BRUSSELLE Mathis	Dreux	2004	6.5	3.4	6.6	6.0	6.5	6.4	35.4
	KUCIA Haddrien	Dreux	2003	5.6	4.5	6.7	6.2	5.5	6.9	35.4
48	BRETON Mathieu	Plessis paté	2000	4.3	5.7	5.5	6.6	6.7	6.4	35.2
49	LEONARDI Lorenzo	Dreux	2003	5.5	3.1	6.8	6.2	6.9	6.6	35.1
50	AUBETS Andyllone	Pontoise	2004	5.8	3.1	5.9	5.8	6.9	7.2	34.7
51	HAKEM Ali	Champigny	2002	6.0	3.9	5.2	5.9	6.6	6.7	34.3
52	LIENARD Ethan	Villiers le Bâcle	2003	7.2	3.0	3.5	7.1	6.4	6.9	34.1
53	ANDRÉ Paul	Houilles 4	2002	5.2	4.8	5.3	5.6	5.8	6.5	33.2
54	BOYER Mathieu	Champigny	2002	5.1	2.8	6.3	5.3	6.1	5.0	30.6
55	LAURENT Célian	Champigny	2003	5.5	1.2	5.8	5.6	7.5	4.5	30.1
56	ZNAGZE Nordine	Champigny	2002	4.6	2.8	4.5	6.1	5.3	6.6	29.9
57	PEYROCHE Albin	Villiers le Bâcle	2002	4.8	3.7	5.1	5.7	4.6	5.8	29.7
58	MEUNIER Louis- pascal	Pontoise	2004	4.6	4.5	5.9	0.0	7.0	7.4	29.4
59	BOULANGER Lucas	Houilles 3	2003	0.8	4.6	2.9	5.1	4.4	4.4	22.2
60	DENDELEUX Hugo	Houilles 2	2002	0.0	0.0	0.0	0.0	0.0	0.0	0.0
	DEGLORIE Harry	Houilles 3	2001	0.0	0.0	0.0	0.0	0.0	0.0	0.0
	MAGNANT Léo	Houilles 1	2000	0.0	0.0	0.0	0.0	0.0	0.0	0.0
	ESTEVE Vincent	Champigny	2001	0.0	0.0	0.0	0.0	0.0	0.0	0.0

10. FEMININ NIVEAU6 9-12 ans . SA_DA (individuels)

10.1. Résultats par équipes

	Equipe	Club					Total
1	Vaureal 2	95--Egv	29.3	27.4	28.2	31.4	116.3
2	Vaureal 1	95--Egv	28.7	29.1	28.0	30.1	115.9
	Fresnes	94--A.A.S. FRESNES	29.6	29.2	28.6	28.5	115.9
4	USY	78--Union sportive des yvelines	24.7	30.6	28.5	31.8	115.6
5	Voisins	78--Voisins	28.1	29.9	27.4	29.1	114.5
	Chatou	78--Chatou DynaGym	29.3	28.5	26.7	30.0	114.5
7	Osny 1	95--Espoirs gymniques d'osny	25.2	30.2	27.5	30.2	113.1
8	Les Clayes	78--Usmclayes sous bois gymnastique artistique	25.9	28.0	28.6	30.3	112.8
9	Houilles 1	78--Avant-Garde de Houilles	27.6	28.0	27.2	29.7	112.5
10	Ivry sur seine	94--USI Gym	25.0	29.6	26.1	31.5	112.2
11	Osny 2	95--Espoirs gymniques d'osny	25.5	25.7	28.5	29.7	109.4
12	Eragny	95--Gsa eragny	25.1	26.4	28.4	28.9	108.8





10.2. Résultats individuels

	Gymnaste	Equipe	Annee					Total
1	KASPER Marine	Fresnes	2003	7.9	7.9	7.2	6.9	29.9
2	BONINE Gaelle	Fresnes	2002	7.7	7.3	7.3	7.5	29.8
3	COMBE Chloe	Eragny	2003	6.9	7.9	7.5	7.4	29.7
	GENTE Anaellle	Ivry sur seine	2003	7.0	7.3	7.0	8.4	29.7
5	TINJUS Maiwen	Vaureal 1	2002	7.6	7.3	6.9	7.6	29.4
6	HULLIN Fanny	Vaureal 1	2001	6.6	7.7	7.3	7.6	29.2
7	ASSOR Noemie	Osny 1	2001	6.5	7.8	7.0	7.8	29.1
	FOUREAU Alyssia	USY	2003	6.3	7.9	6.9	8.0	29.1
9	LOLLIEROU Klervi	USY	2002	6.4	7.1	7.2	8.1	28.8
10	LEFEVRE Marine	Osny 1	2001	5.8	7.7	7.4	7.8	28.7
	MOREAU Marilou	USY	2004	5.8	7.4	7.8	7.7	28.7
	BAIRI Laura	Vaureal 2	2003	5.8	7.3	7.7	7.9	28.7
	PEARN Emily	Voisins	2003	7.4	7.3	6.8	7.2	28.7
	BOILEAU Doriane	Fresnes	2002	7.1	7.5	7.2	6.9	28.7
15	SENECHAULT Melina	Houilles 1	2001	7.0	7.3	7.3	7.0	28.6
16	MICHEL Lucie	Chatou	2002	7.4	6.7	7.0	7.4	28.5
17	MICHELET Agathe	Vaureal 2	2001	7.0	7.5	6.4	7.5	28.4
	POSTEL Carla	Vaureal 2	2003	6.8	6.2	7.5	7.9	28.4
19	VAILLANT Audrey	USY	2003	6.2	7.7	6.6	7.8	28.3
	BELONDRADÉ Julie	Vaureal 1	2002	6.6	7.3	6.9	7.5	28.3
21	DEMARLES Amandine	Osny 2	2002	6.3	6.8	7.1	7.9	28.1
	BOUZOURENE Inès	Chatou	2002	6.7	7.1	6.6	7.7	28.1
23	SAMBAKE Diabelly	Vaureal 1	2001	7.4	6.8	6.9	6.8	27.9
24	PELE Pauline	Voisins	2002	7.0	7.5	6.3	7.0	27.8
	YACIA Sarah	Ivry sur seine	2003	6.3	7.2	6.7	7.6	27.8
26	MALMONTET Léa	Vaureal 2	2004	7.3	6.4	6.1	7.9	27.7
	SAMZUM Jayliss	Vaureal 2	2002	7.4	6.0	6.6	7.7	27.7





28	BENKARA Noanne	Osny 1	2002	6.0	7.2	6.9	7.5	27.6
	GYARMATHY Sarah	Chatou	2002	7.0	7.0	6.3	7.3	27.6
	PARINELLO Lisa	Chatou	2002	7.0	7.7	5.8	7.1	27.6
31	HERMOUET Lea-fleur	Voisins	2001	6.1	7.5	6.6	7.3	27.5
32	THUILLIER Marion	Houilles 1	2002	7.0	6.6	6.4	7.4	27.4
33	ABDOUL MELLECK Maylis	Les Clayes	2002	6.4	5.9	7.0	8.0	27.3
34	DENEUX Alix	Voisins	2002	6.5	7.0	7.1	6.6	27.2
35	CHAUSSY Léa	Les Clayes	2002	7.0	5.4	7.2	7.5	27.1
	FAUVIN Candice	USY	2003	5.7	7.6	5.9	7.9	27.1
	CHASTEL Emma	Vaureal 1	2001	7.1	6.6	6.7	6.7	27.1
	HOUNDECHANDJI Gaelle	Fresnes	2001	6.9	6.5	6.5	7.2	27.1
	GNAZALE Oceane	Ivry sur seine	2002	5.6	7.7	5.7	8.1	27.1
40	LEDROIT Chloe	Voisins	2002	7.2	6.9	6.9	6.0	27.0
41	HERAU Camille	Houilles 1	2003	5.9	7.4	6.1	7.5	26.9
42	REDON Marine	Houilles 1	2003	6.3	6.5	6.9	7.1	26.8
43	JEUDY Julie	Houilles 1	2002	6.5	6.7	5.8	7.7	26.7
	DELANDE Eva	Les Clayes	2003	6.2	6.7	6.6	7.2	26.7
45	BARTOUX Elena	Osny 1	2001	6.9	6.5	6.2	6.9	26.5
	BALLUE Margo	Eragny	2002	5.5	6.8	7.1	7.1	26.5
	LAGREDE Lilou	Eragny	2003	5.9	5.8	7.6	7.2	26.5
	PEREZ Gabrielle	Voisins	2002	5.9	7.6	5.4	7.6	26.5
	QUIEROS Karine	Chatou	2002	7.6	5.1	6.8	7.0	26.5
50	EVARD Manon	Ivry sur seine	2002	5.7	7.1	6.5	7.1	26.4
51	LEGO Laura	Les Clayes	2002	6.3	5.9	6.8	7.3	26.3
	JOUDREN Lou-ann	Osny 2	2003	7.0	4.5	7.6	7.2	26.3
53	MONTEIRO PERON Lune	Houilles 1	2002	7.1	6.5	6.6	6.0	26.2
54	BENSLAMA Yasmine	Eragny	2002	6.8	5.9	6.2	7.2	26.1
55	DE JESUS Cassandra	Osny 1	2002	5.5	7.5	5.9	7.1	26.0
	TOUREL Naomi	Ivry sur seine	2003	6.0	6.7	5.9	7.4	26.0
57	BOUTIGNY Emma	Osny 2	2002	6.0	6.3	6.3	7.3	25.9
58	MOHAMED Serena	Ivry sur seine	2004	5.5	7.4	5.3	7.4	25.6
59	BUSSEROLLE Soline	Les Clayes	2002	4.1	7.6	6.5	7.3	25.5
60	BERNE Johanna	USY	2004	5.5	6.8	6.4	6.6	25.3
	BERGER Marine	Chatou	2002	7.3	4.4	6.0	7.6	25.3
62	SERPIN Meline	Fresnes	2001	5.9	6.2	6.5	6.5	25.1
63	FRESQUET Mathilde	Osny 2	2002	6.2	6.3	6.0	6.0	24.5
64	FERREIRA AUGUSTO Wendoline	Vaureal 1	2001	4.8	6.1	6.1	7.4	24.4
65	REBEYROL Claire	Osny 2	2001	5.8	4.9	6.7	6.4	23.8
66	BOVE Félicia	Fresnes	2004	4.4	5.5	6.9	6.3	23.1
67	VERO Margaux	Les Clayes	2002	0.0	7.8	7.6	7.5	22.9
68	GATTI Soline	Osny 2	2002	0.0	6.3	7.1	7.3	20.7
69	MANETTE CARAVEL Aliyah	Vaureal 2	2003	7.6	0.0	4.4	7.5	19.5
70	COSTA MENEZES Mila	Eragny	2002	0.0	0.0	0.0	0.0	0.0
	PALMIER Julie	Eragny	2003	0.0	0.0	0.0	0.0	0.0

11. FEMININ NIVEAU6 7-10 ans . SA_DA (B) (individuels)

11.1. Résultats par équipes

	Equipe	Club					Total
1	MARCOUSSIS	MARCOUSSIS	23.2	27.2	29.8	29.2	109.4

11.2. Résultats individuels

	Gymnaste	Equipe	Annee					Total
1	MAEDER Charlotte	MARCOUSSIS	2003	6.2	7.7	8.1	7.5	29.5
2	VIARD Julie	MARCOUSSIS	2003	5.9	6.9	7.9	7.1	27.8
3	TIGIER Claire	MARCOUSSIS	2004	5.7	6.3	7.0	7.3	26.3
4	BASCOUL Solene	MARCOUSSIS	2004	5.4	6.3	6.7	7.3	25.7
5	BONDELOT Calypso	MARCOUSSIS	2004	4.9	0.0	6.8	6.7	18.4